

Christchurch City Council

Okuti Shared Use Track Signage

February 2016

Asset Manager: Nick Singleton

Park Ranger: Nick Singleton

Sign 1: Okuti Shared Use Track Signs

Entrance Sign

Double Post Large sign

High Priority

Sign only: 2000mm wide x 800mm high



Okuti Scenic Reserve

No parking on Reserve Rd

No vehicle access to Hilltop via Reserve Rd

Closed for lambing August to October





Okuti shared use track to Hilltop 8kms – 2.5hrs

Track starts 150m at Reserve Rd

Track open

Track closed

Christchurch City Council



360mm

120mm

Separate plate sign to be secured to main sign using security screws. When tracks close, plate is flipped over and re-secured to main sign

Existing Signs



Sign 2: Okuti Shared Use Track Signs

Directional sign x 2

Medium plate sign

High Priority

Sign only: 115mm wide x 400mm high



Existing Signs



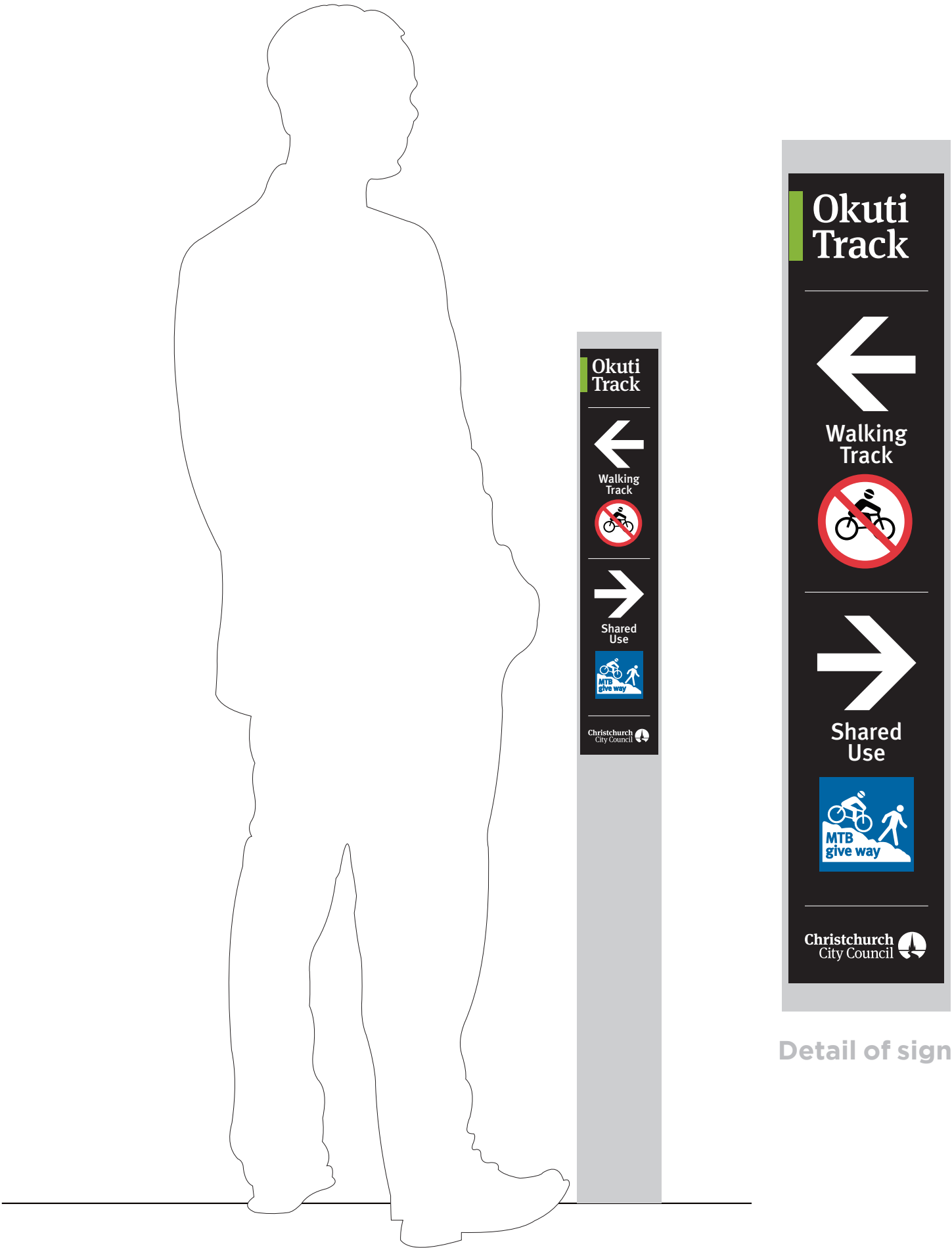
Sign 3: Okuti Shared Use Track Signs

Directional sign x 2

Medium plate sign

High Priority

Sign only: 115mm wide x 600mm high



Existing Signs



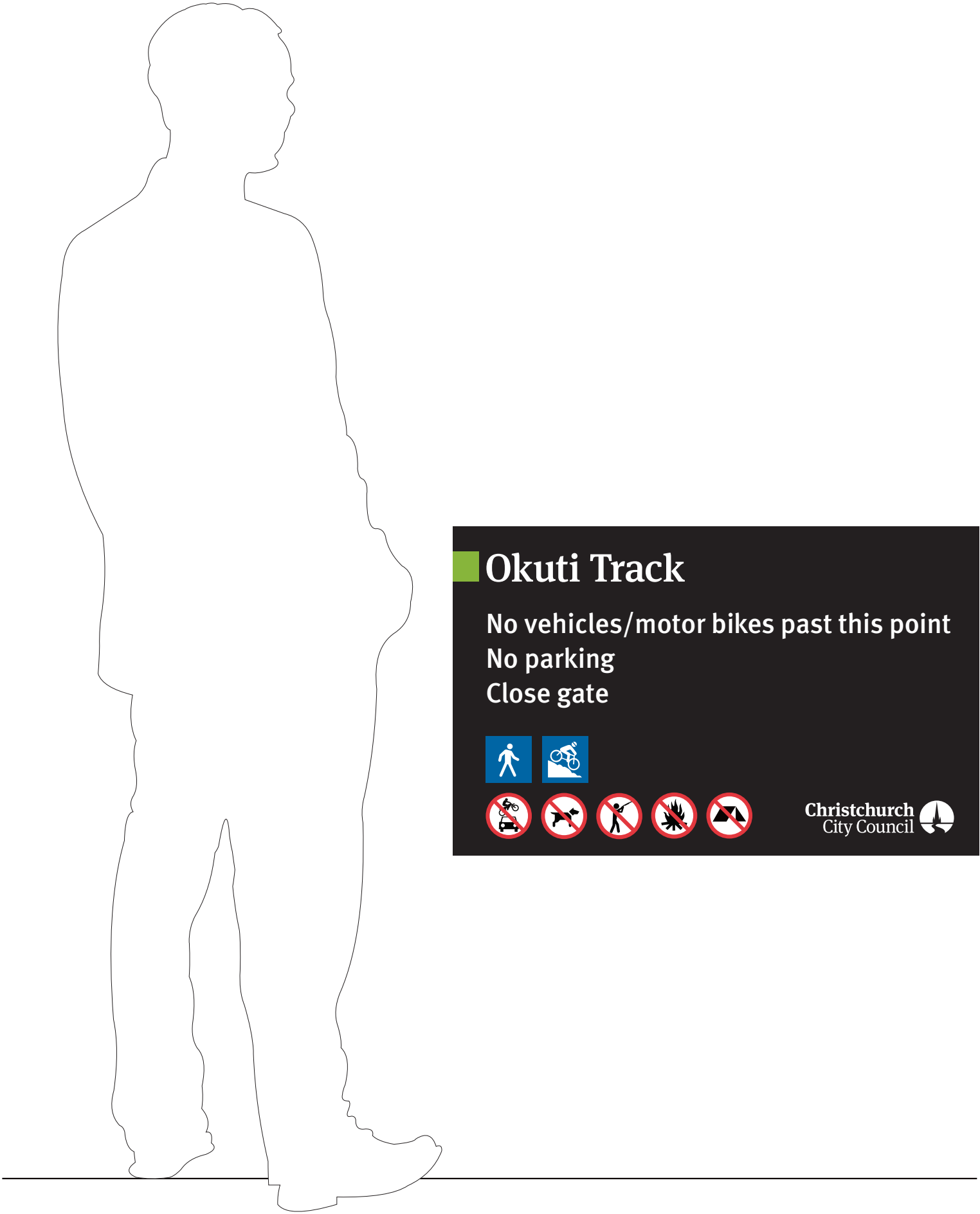
Sign 4: Okuti Shared Use Track Signs

Directional sign

Medium panel sign

High Priority

Sign only: 800mm wide x 500mm high



Existing Signs



Sign attached to downhill side of gate.

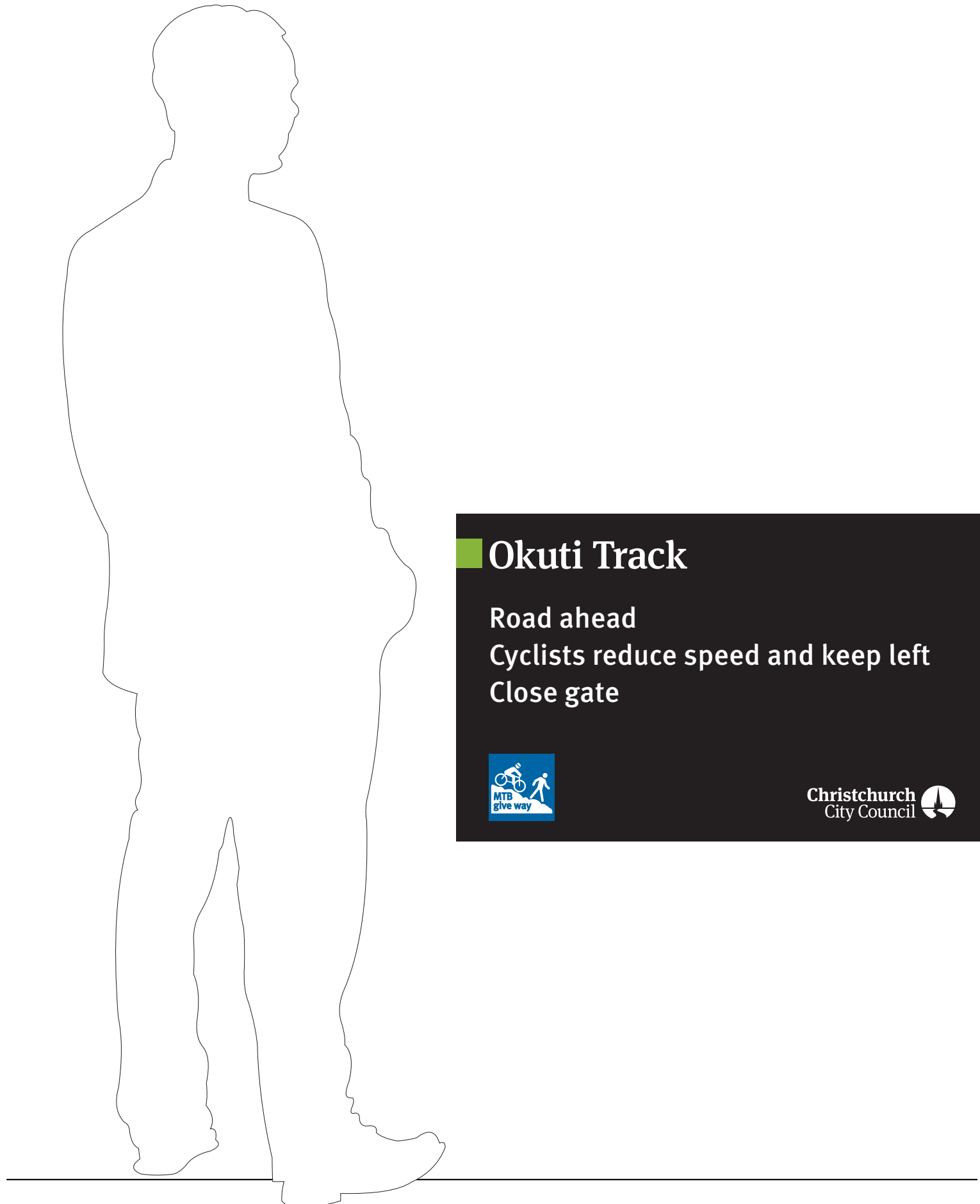
Sign 5: Okuti Shared Use Track Signs

Directional sign

Medium panel sign

High Priority

Sign only: 800mm wide x 500mm high



Existing Signs



Sign attached to uphill side of gate.

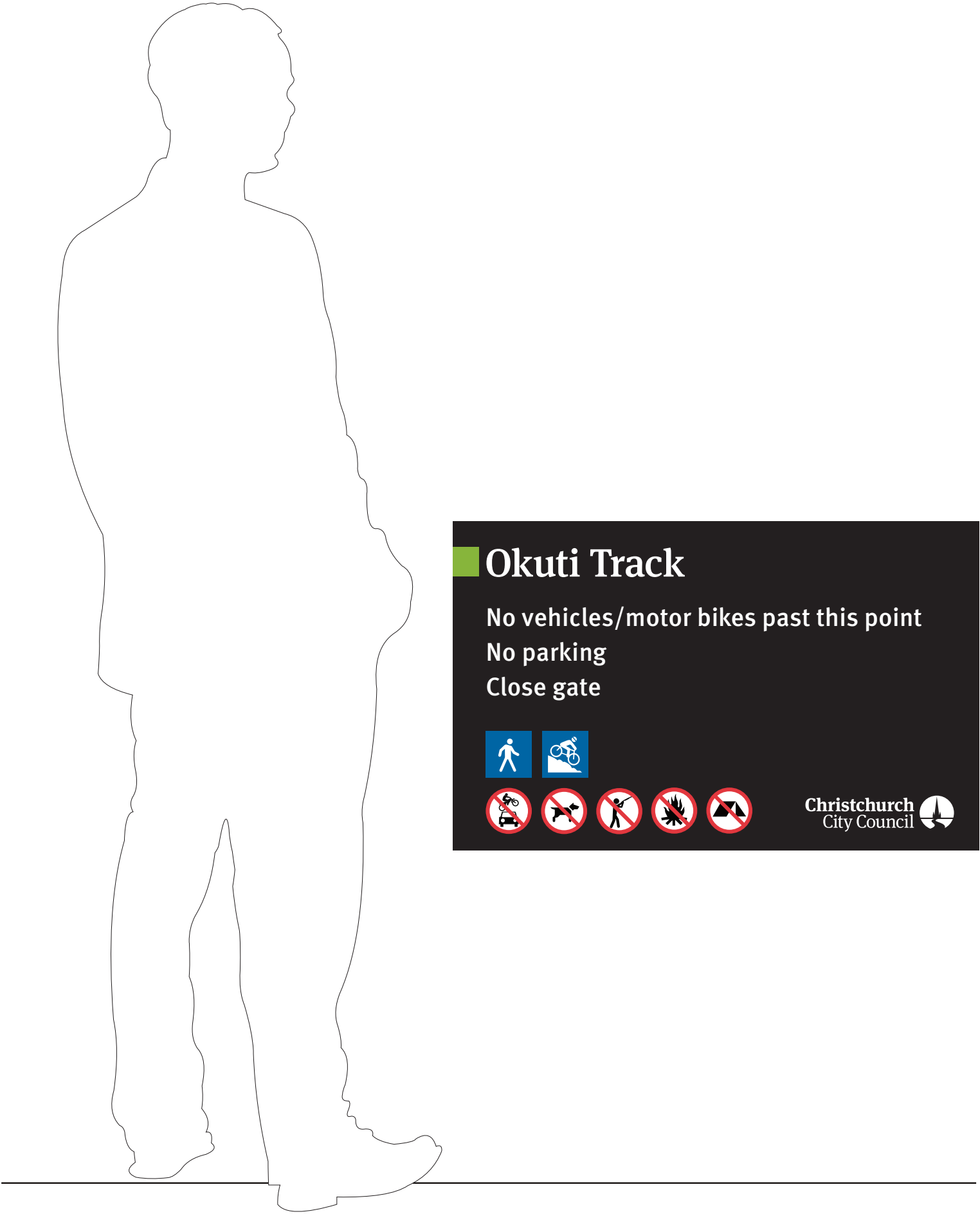
Sign 6: Okuti Shared Use Track Signs

Directional sign

Medium panel sign

High Priority

Sign only: 800mm wide x 500mm high



Existing Signs



Sign attached to downhill side of gate.

Sign 7: Okuti Shared Use Track Signs

Directional sign

Medium panel sign

High Priority

Sign only: 800mm wide x 500mm high



Existing Signs



Sign attached to uphill side of gate.

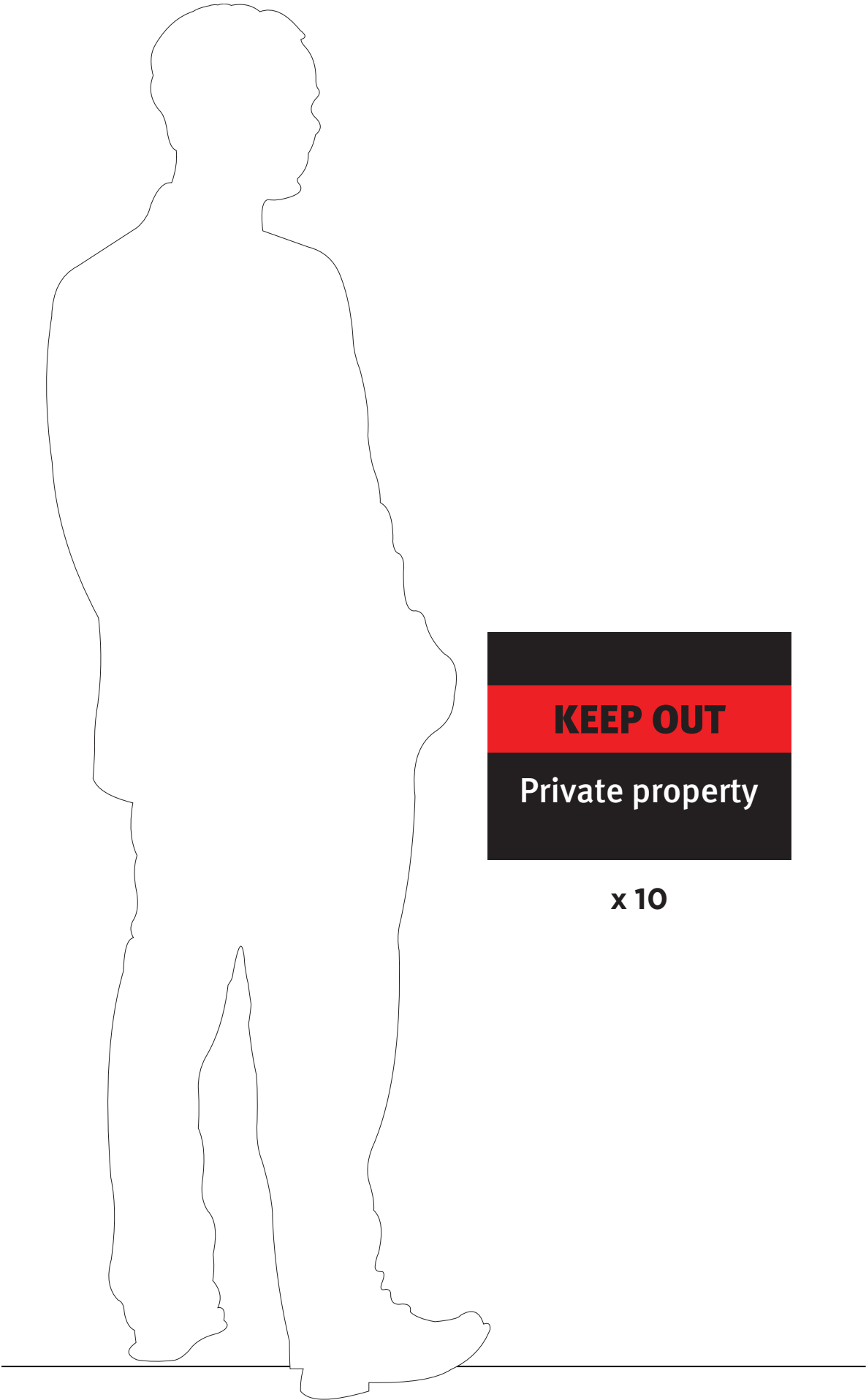
Sign 8: Okuti Shared Use Track Signs

Directional sign

Medium panel sign

High Priority

Sign only: 400mm wide x 300mm high



Existing Signs



Sign mounted on gate.

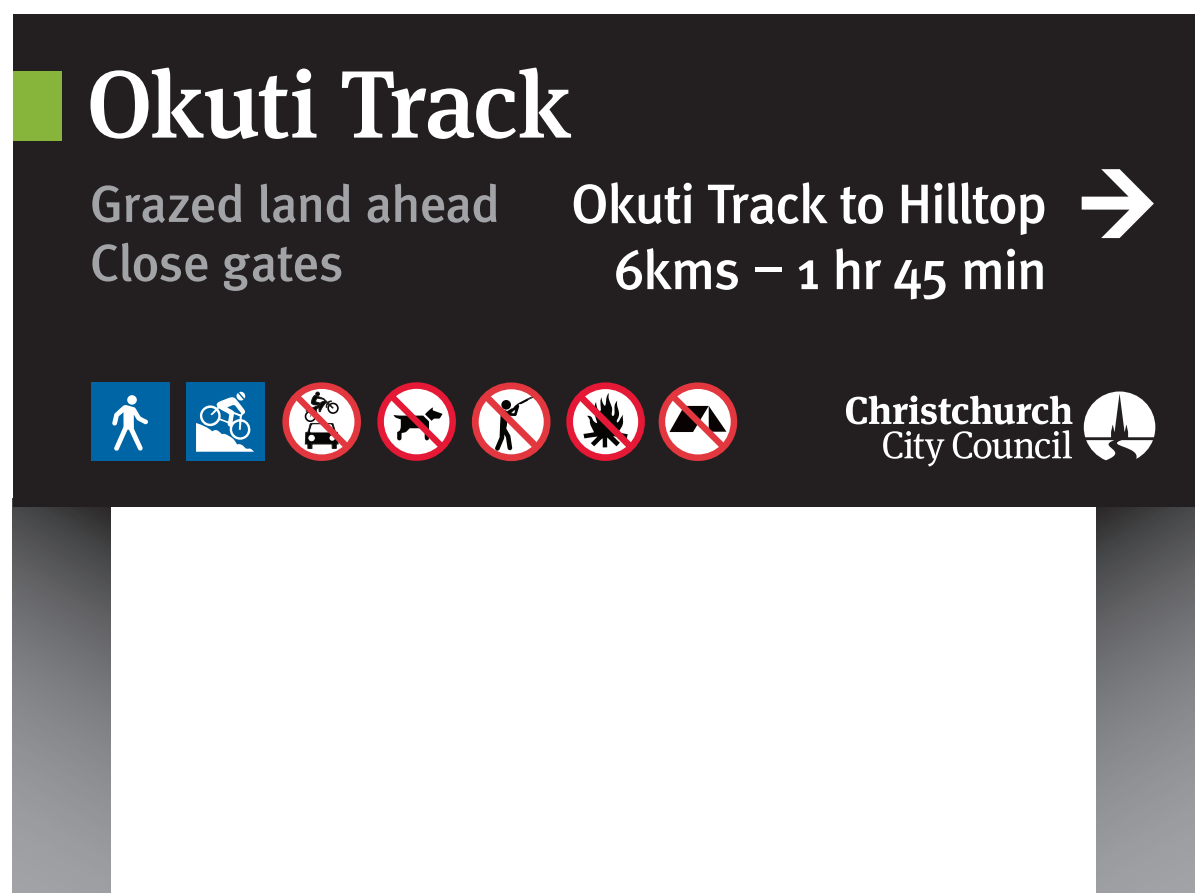
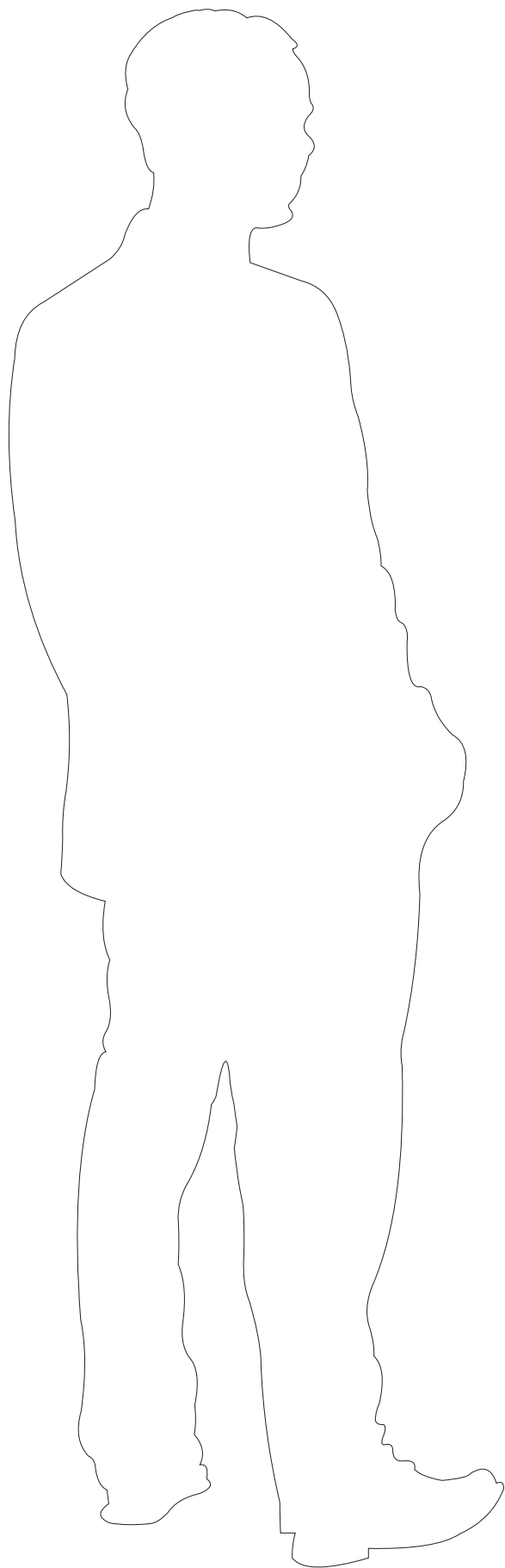
Sign 9: Okuti Shared Use Track Signs

Directional sign

Double Post Small sign

High Priority

Sign only: 1200mm wide x 500mm high



Existing Signs



Sign placed on bank beside person below the gate.

Sign 10: Okuti Shared Use Track Signs

Directional sign

Medium panel sign

High Priority

Sign only: 600mm wide x 400mm high



Existing Signs



Sign attached to uphill side of gate.

NOTE: 6 x signs required
This sign is used for numbers 10, 12, 14, 16, 18 and 20

Sign 11: Okuti Shared Use Track Signs

Directional sign

Medium panel sign

High Priority

Sign only: 600mm wide x 400mm high



Existing Signs



Sign attached to downhill side of gate.

NOTE: 6 x signs required
This sign is used for numbers 11, 13, 15, 17, 19 and 21

Sign 12: Okuti Shared Use Track Signs

Directional sign

Medium panel sign

High Priority

Sign only: 600mm wide x 400mm high



Existing Signs



Sign attached to uphill side of gate.

Sign 13: Okuti Shared Use Track Signs

Directional sign

Medium panel sign

High Priority

Sign only: 600mm wide x 400mm high



Existing Signs



Sign attached to downhill side of gate.

Sign 14: Okuti Shared Use Track Signs

Directional sign

Medium panel sign

High Priority

Sign only: 600mm wide x 400mm high



Existing Signs



Sign attached to uphill side of gate.

Sign 15: Okuti Shared Use Track Signs

Directional sign

Medium panel sign

High Priority

Sign only: 600mm wide x 400mm high



Existing Signs



Sign attached to downhill side of gate.

Sign 16: Okuti Shared Use Track Signs

Directional sign

Medium panel sign

High Priority

Sign only: 600mm wide x 400mm high



Existing Signs



Sign attached to uphill side of new gate.

Sign 17: Okuti Shared Use Track Signs

Directional sign

Medium panel sign

High Priority

Sign only: 600mm wide x 400mm high



Existing Signs



Sign attached to downhill side of new gate.

Sign 18: Okuti Shared Use Track Signs

Directional sign

Medium panel sign

High Priority

Sign only: 600mm wide x 400mm high



Existing Signs



Sign attached to uphill side of gate.

Sign 19: Okuti Shared Use Track Signs

Directional sign

Medium panel sign

High Priority

Sign only: 600mm wide x 400mm high



Existing Signs



Sign attached to downhill side of gate (person side).

Sign 20: Okuti Shared Use Track Signs

Directional sign

Medium panel sign

High Priority

Sign only: 600mm wide x 400mm high



Existing Signs



Sign attached to uphill side of gate (person side).

Sign 21: Okuti Shared Use Track Signs

Directional sign

Medium panel sign

High Priority

Sign only: 600mm wide x 400mm high



Existing Signs



Sign attached to downhill side of gate.

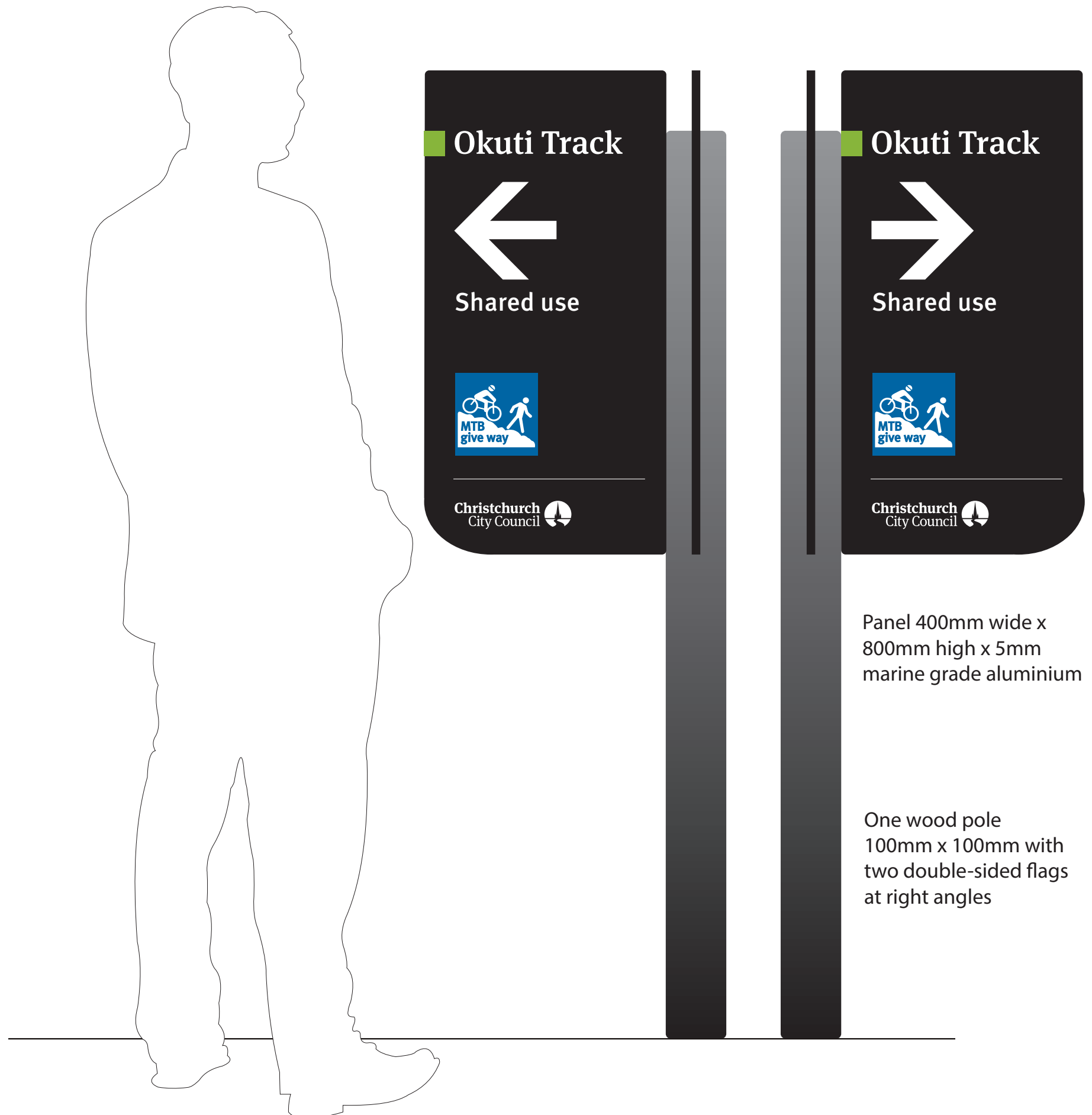
Sign 22: Okuti Shared Use Track Signs

Directional sign

Single post sign (small)

High Priority

Sign only: 400mm wide x 800mm high



Existing Signs



One post with two double-sided flag signs.

Sign 23: Okuti Shared Use Track Signs

Directional sign

Single post sign (small)

High Priority

Sign only: 400mm wide x 800mm high



Existing Signs



Two flag signs attached to power pole.

Sign 24: Okuti Shared Use Track Signs

Directional sign

Medium panel sign

High Priority

Sign only: 600mm wide x 400mm high



Existing Signs



Sign attached to uphill side of gate.

Sign 25: Okuti Shared Use Track Signs

Directional sign

Medium panel sign

High Priority

Sign only: 600mm wide x 400mm high



Existing Signs



Sign attached to downhill side of gate.

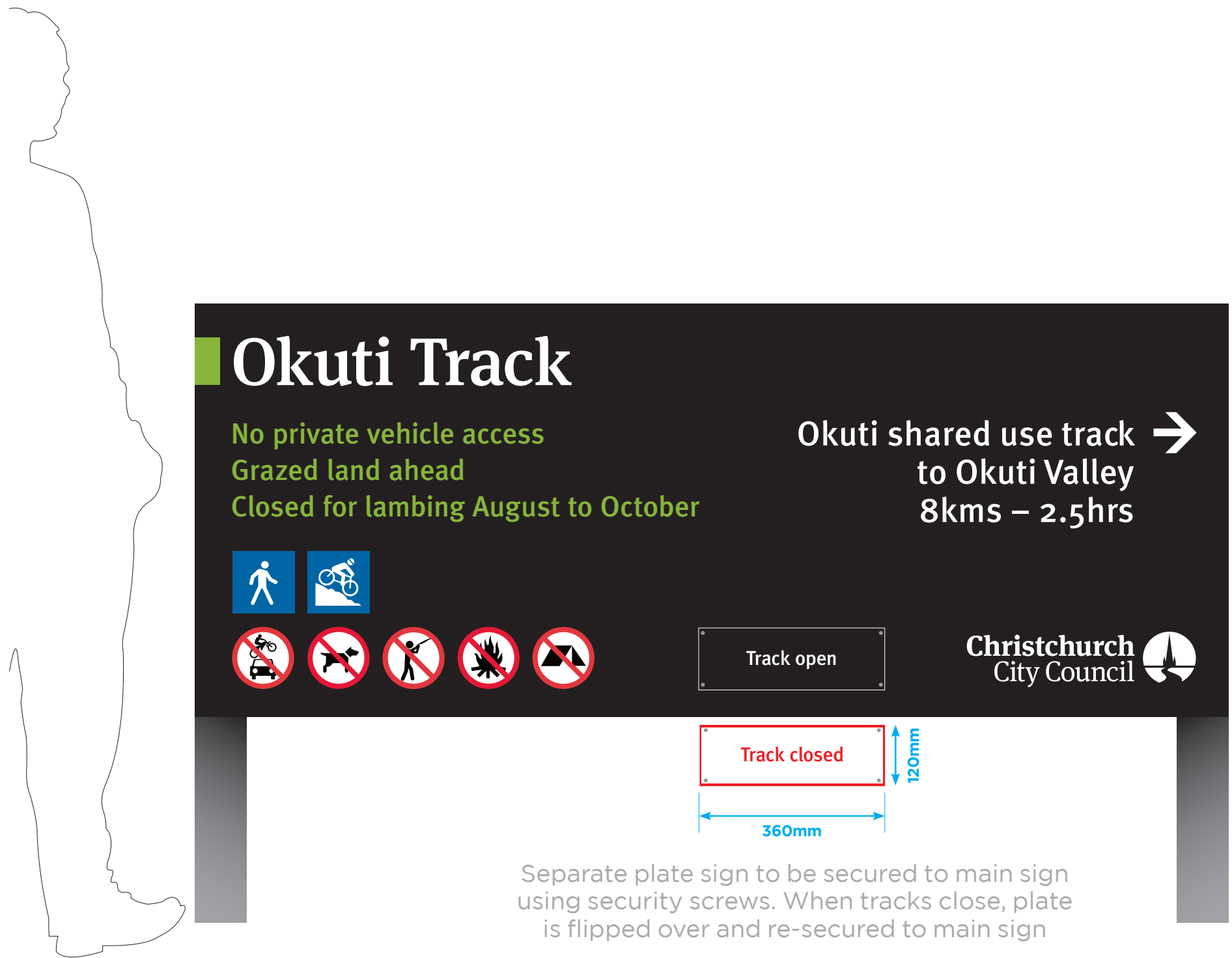
Sign 26: Okuti Shared Use Track Signs

Entrance Sign

Double Post Large sign

High Priority

Sign only: 2000mm wide x 800mm high



Existing Signs

